

มหาโอกาสใหม่ในการลงทุน สร้างพอร์ตแกร่งทุกภาวะตลาด

วันอาทิตย์ที่ 26 มกราคม 2568 | 🕒 เวลา 9.00 – 12.30 น.

📍 ณ หอประชุมสุกรีย์ แก้วเจริญ ชั้น 3 อาคารตลาดหลักทรัพย์ฯ

พิเศษ ... Workshop สอนตีกราฟ... วางแผนเทรด TFEX สำหรับมือใหม่



ธีรศักดิ์ ธนวรากล

จรัมเวศ ศักดิ์ศรี

ประภาส กิจแสงภักดิ์

นที เอี่ยมโอกาส

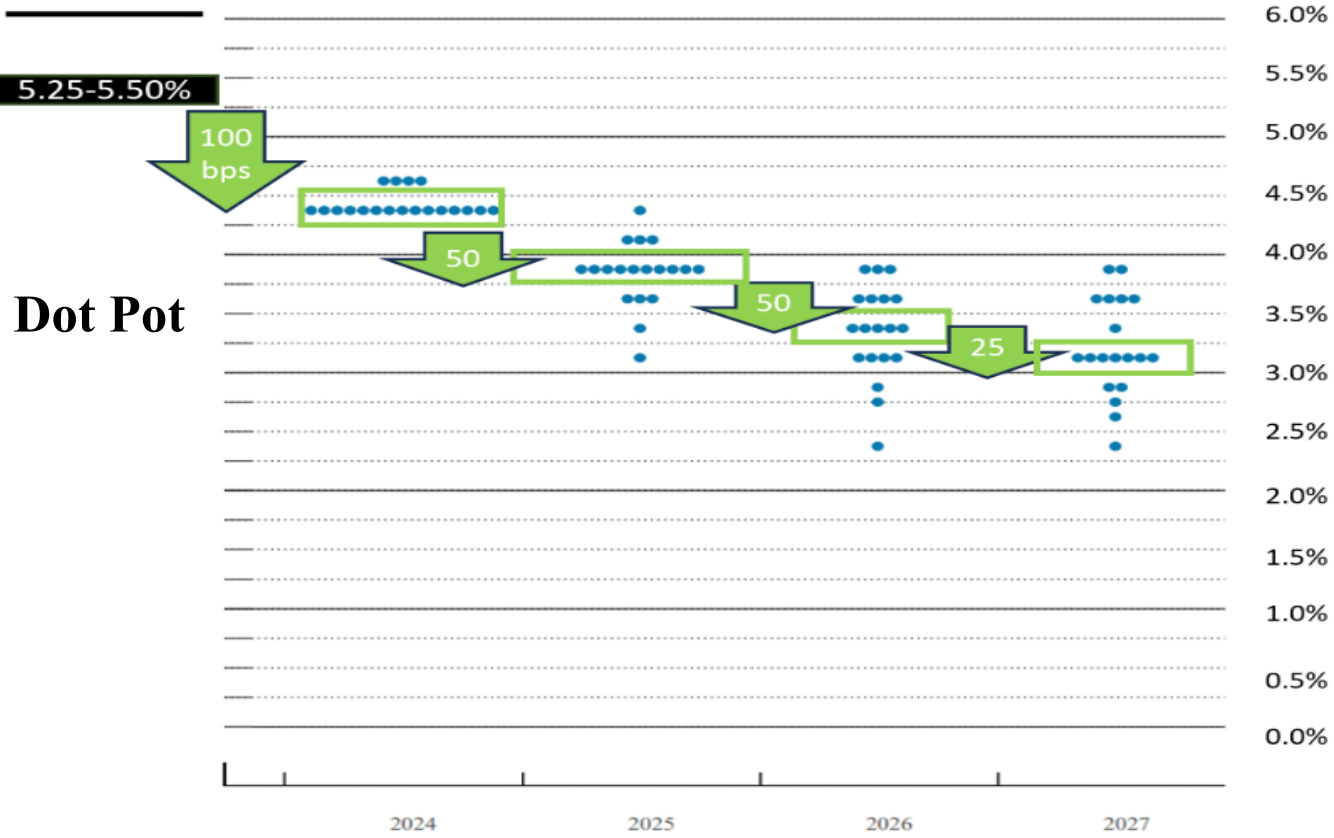
usspt ธนาเพิ่มสุข, AFPT



คลิก หรือ SCAN
เพื่อสำรองที่นั่ง

ฟรี!

Sep 17, 2024 Fed Funds Target	Yearend 2024	Yearend 2025	Yearend 2026	Yearend 2027
	Median: 4.25-4.50%	Median: 3.75-4.00%	Median: 3.25-3.50%	Median: 3.00-3.25%

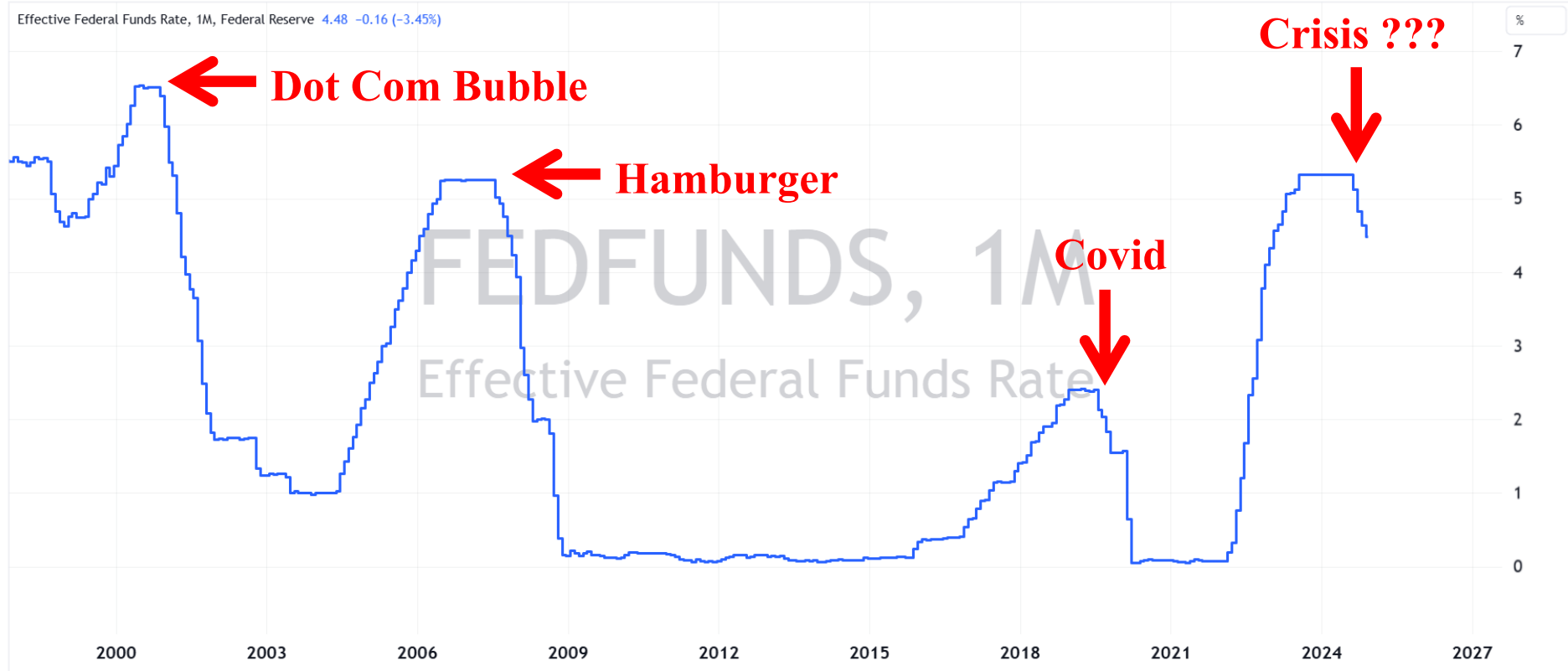


Fed Dot Pot

Fed Fund Rate Step Down

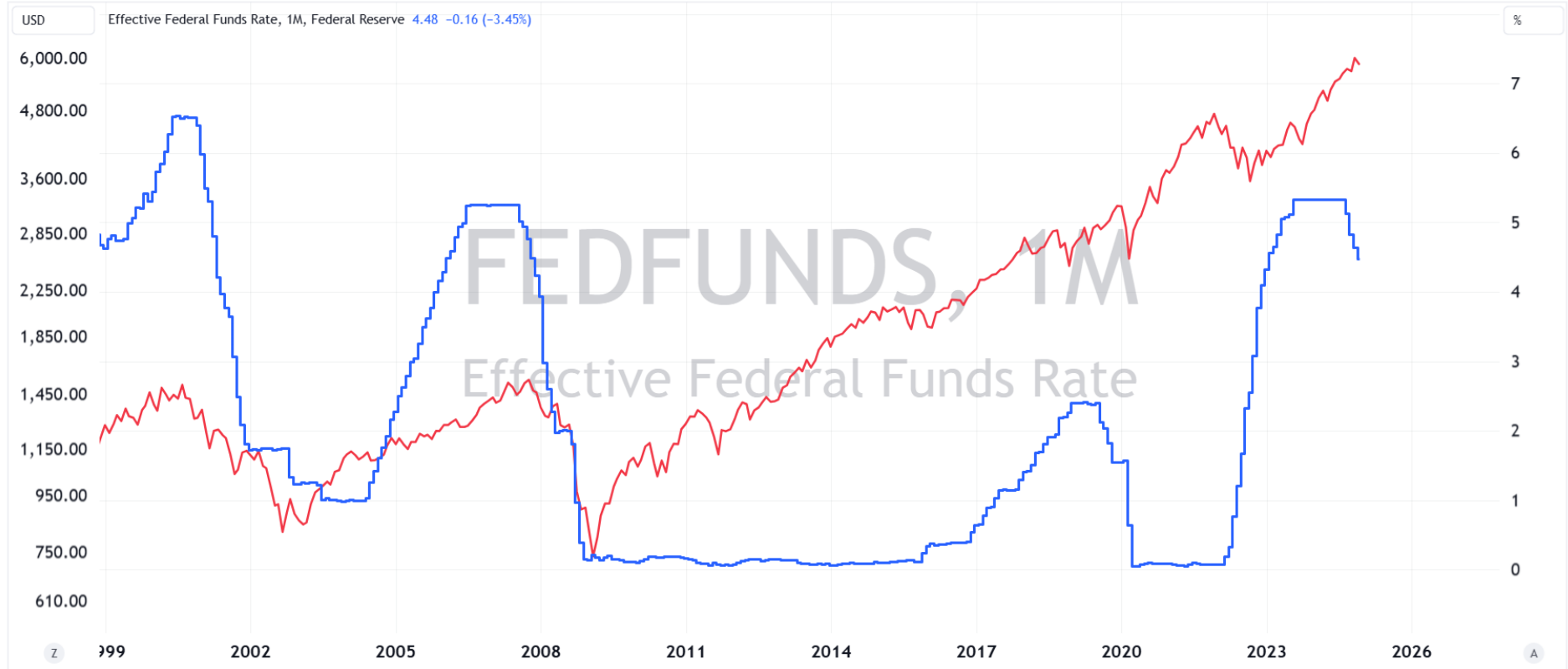
Teerasak_Tanavarakul published on TradingView.com, Jan 26, 2025 00:51 UTC+7

Effective Federal Funds Rate, 1M, Federal Reserve 4.48 -0.16 (-3.45%)



Fed Fund Rate VS S&P500

Teerasak_Tanavarakul published on TradingView.com, Jan 25, 2025 18:58 UTC+7



S&P500 Index

Teerasak_Tanavarakul published on TradingView.com, Jan 26, 2025 00:42 UTC+7

S&P 500 Index, 1D, SP O6,121.43 H6,128.18 L6,088.74 C6,101.25 -17.47 (-0.29%) Vol2.44B

USD

7,000.00

6,500.00

6,000.00

5,500.00

5,000.00

4,500.00

4,000.00

3,500.00

3,000.00

2,500.00

2,000.00

1,500.00

SPX, 1D
S&P 500 Index

Jul

2021

Jul

2022

Jul

2023

Jul

2024

Jul

29 Oct '24 '25

Jul

Nasdaq100 Index

Teerasak_Tanavarakul published on TradingView.com, Jan 26, 2025 00:07 UTC+7

Nasdaq 100 Index, 1D, NASDAQ O21,915.48 H21,945.48 L21,709.06 C21,774.01 -126.92 (-0.58%) Vol1.06B

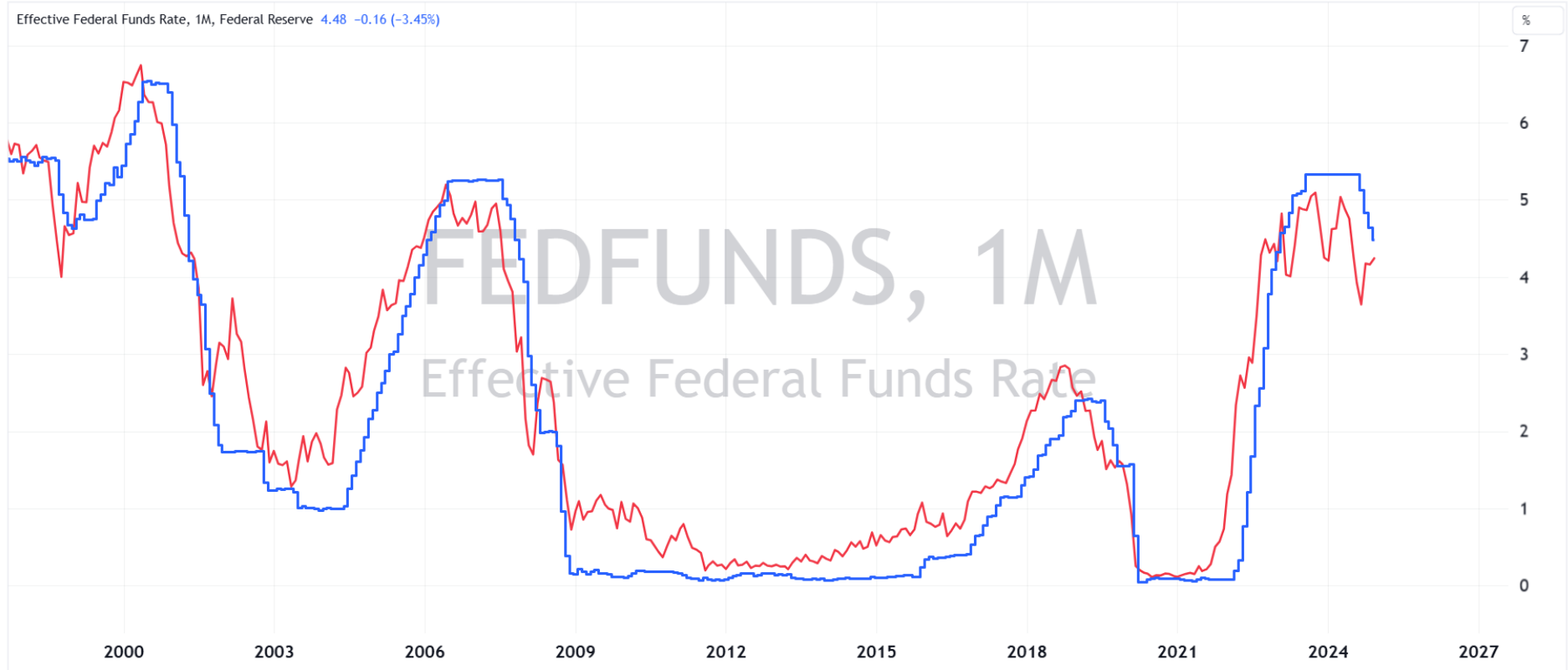
USD



Fed Fund Rate VS US Bond Yield 2 Year.

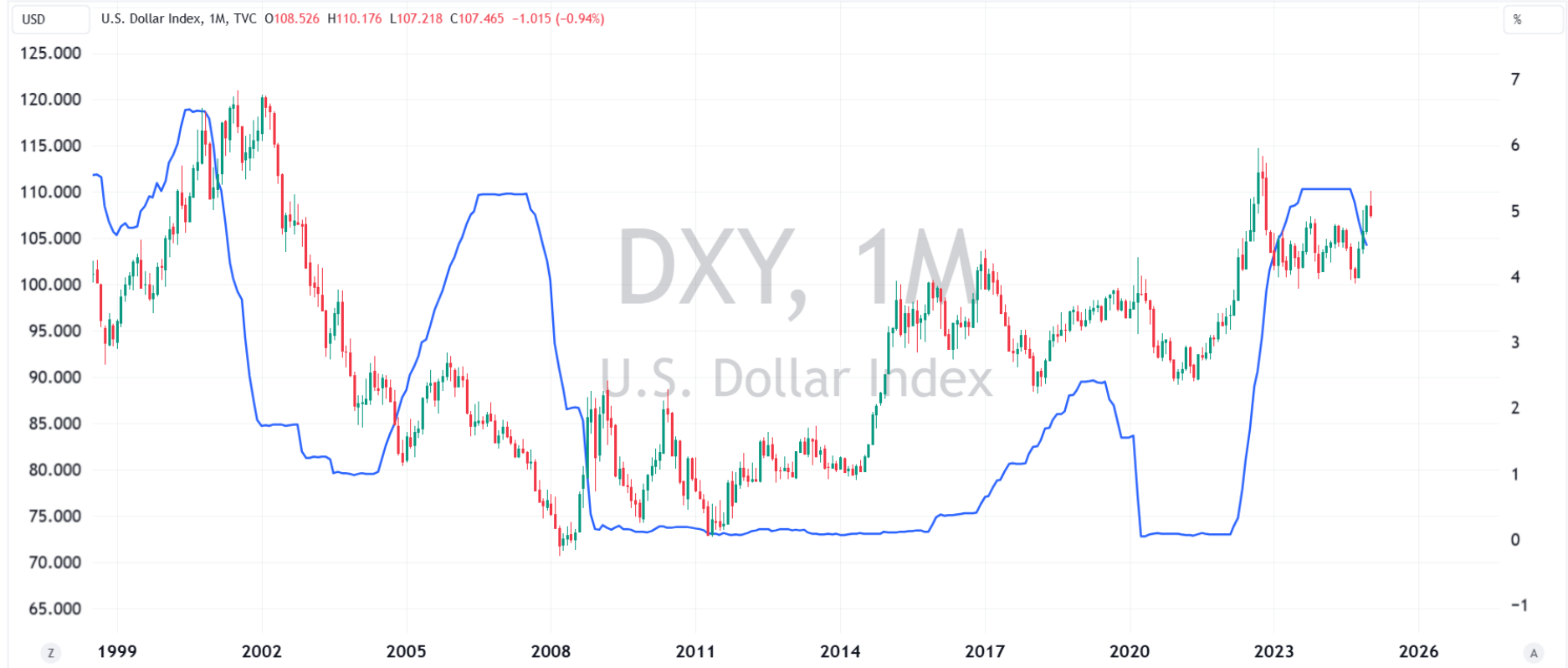
Teerasak_Tanavarakul published on TradingView.com, Jan 26, 2025 00:51 UTC+7

Effective Federal Funds Rate, 1M, Federal Reserve 4.48 -0.16 (-3.45%)



US Dollar Index VS Fed Fund Rate

Teerasak_Tanavarakul published on TradingView.com, Jan 26, 2025 01:03 UTC+7



US Dollar Index

Teerasak_Tanavarakul published on TradingView.com, Jan 25, 2025 18:41 UTC+7

U.S. Dollar Index, 1D, TVC O108.091 H108.192 L107.218 C107.465 -0.650 (-0.60%)

USD

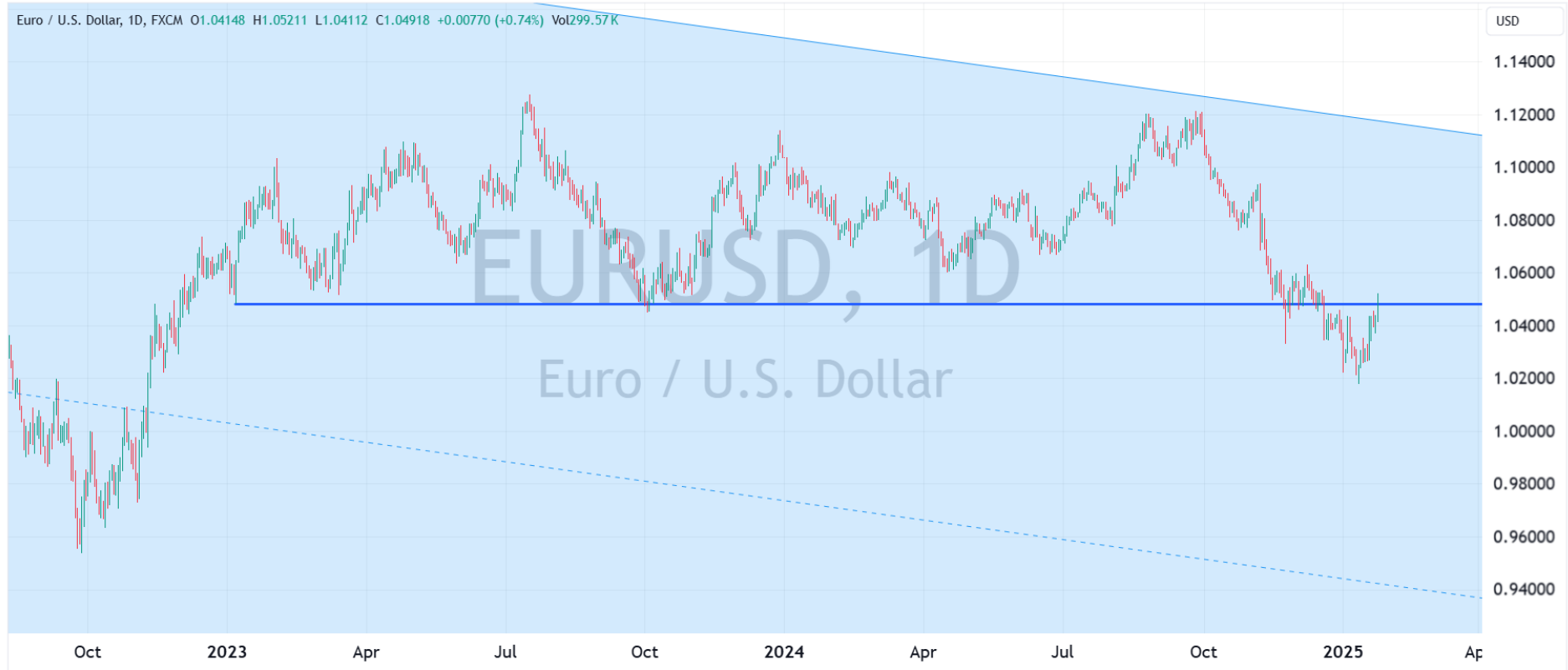


DXY, 1D

U.S. Dollar Index

Euro / US Dollar

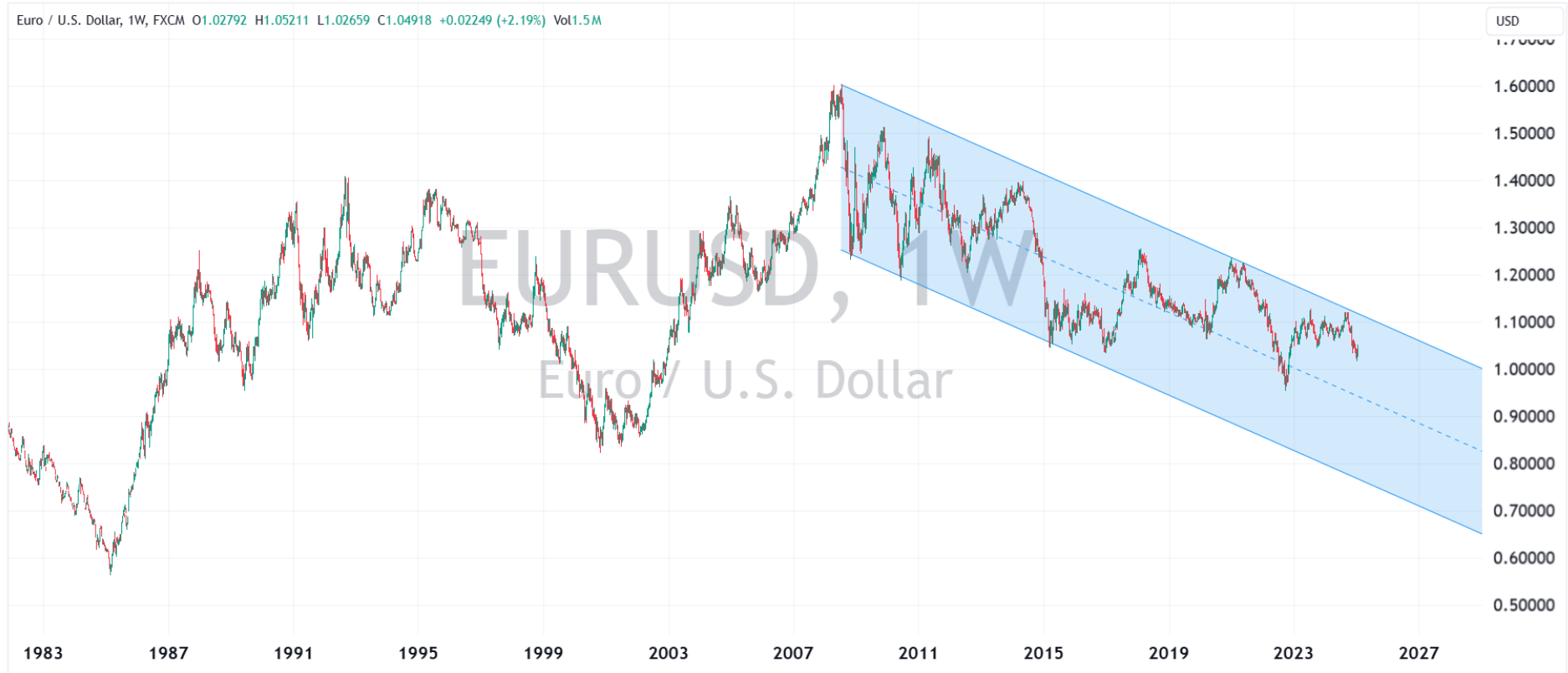
Teerasak_Tanavarakul published on TradingView.com, Jan 26, 2025 01:23 UTC+7



Euro / US Dollar

Teerasak_Tanavarakul published on TradingView.com, Jan 26, 2025 01:17 UTC+7

Euro / U.S. Dollar, 1W, FXCM O1.02792 H1.05211 L1.02659 C1.04918 +0.02249 (+2.19%) Vol1.5M



Euro / US Dollar

Teerasak_Tanavarakul published on TradingView.com, Jan 26, 2025 01:19 UTC+7

Euro / U.S. Dollar, 1W, FXCM O1.02792 H1.05211 L1.02659 C1.04918 +0.02249 (+2.19%) Vol1.5M



US Dollar / Japan Yen

Teerasak_Tanavarakul published on TradingView.com, Jan 26, 2025 01:35 UTC+7

U.S. Dollar / Japanese Yen, 1D, FXCM O156.034 H156.572 L154.832 C155.948 -0.086 (-0.06%) Vol447.5K



USDJPY, 1D
U.S. Dollar / Japanese Yen

US Dollar / Japan Yen

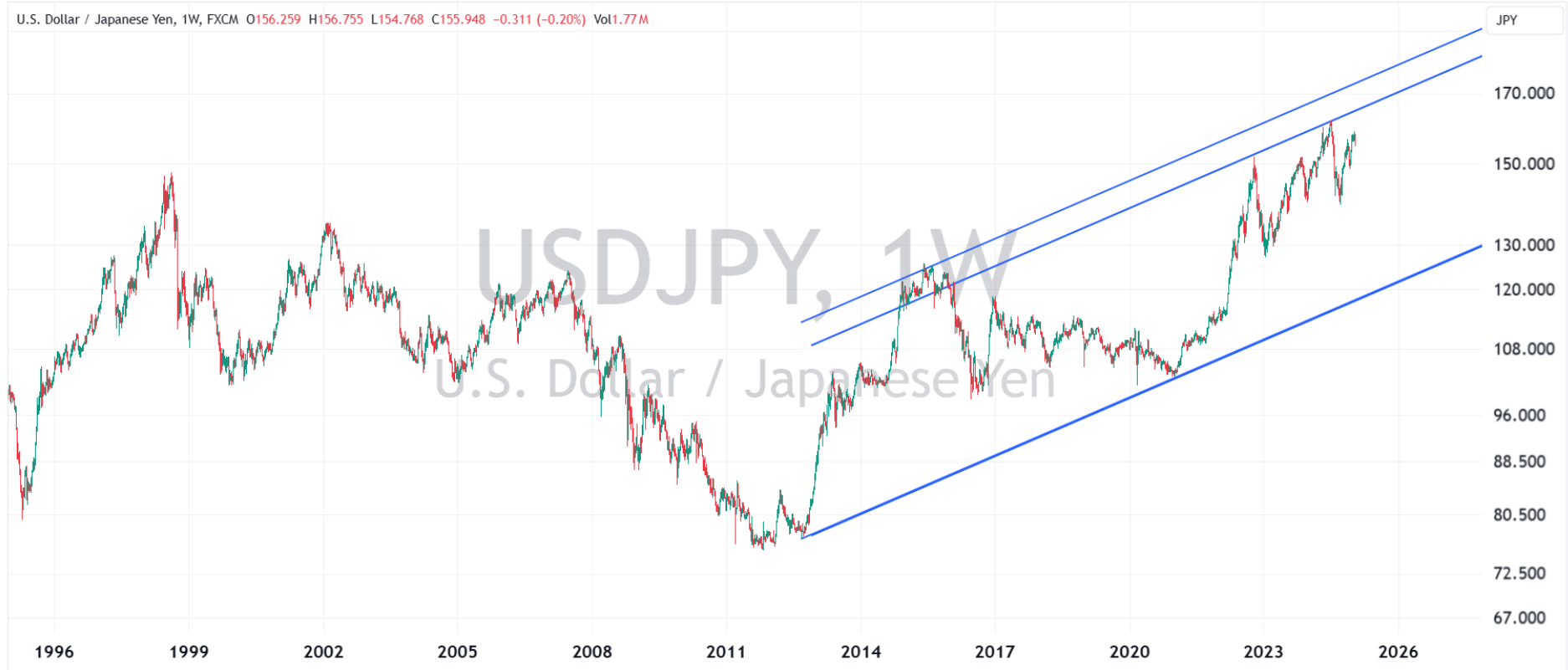
Teerasak_Tanavarakul published on TradingView.com, Jan 26, 2025 01:43 UTC+7



US Dollar / Japan Yen

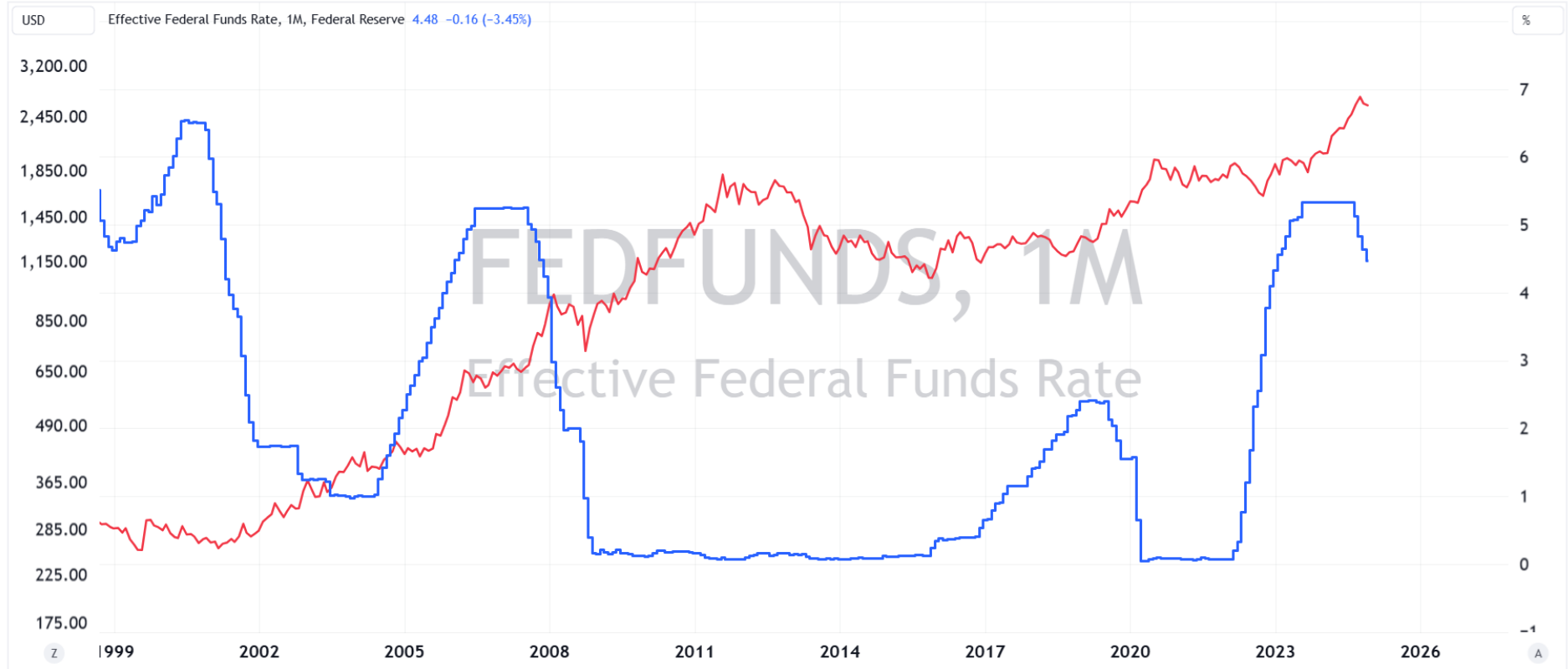
Teerasak_Tanavarakul published on TradingView.com, Jan 26, 2025 01:39 UTC+7

U.S. Dollar / Japanese Yen, 1W, FXCM O156.259 H156.755 L154.768 C155.948 -0.311 (-0.20%) Vol1.77M



Fed Fund Rate VS Spot Gold

Teerasak_Tanavarakul published on TradingView.com, Jan 25, 2025 19:00 UTC+7

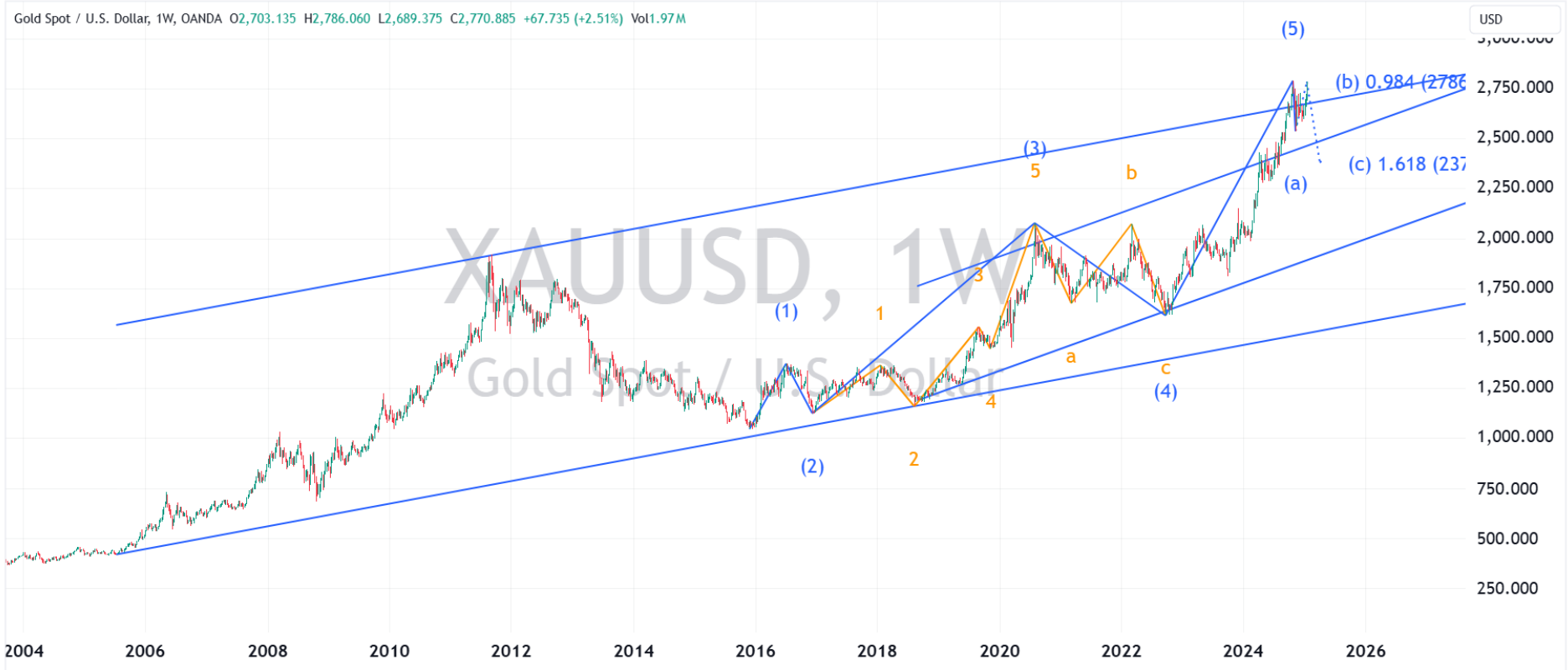


Spot Gold

Teerasak_Tanavarakul published on TradingView.com, Jan 25, 2025 18:27 UTC+7

Gold Spot / U.S. Dollar, 1W, OANDA O2,703.135 H2,786.060 L2,689.375 C2,770.885 +67.735 (+2.51%) Vol1.97M

USD

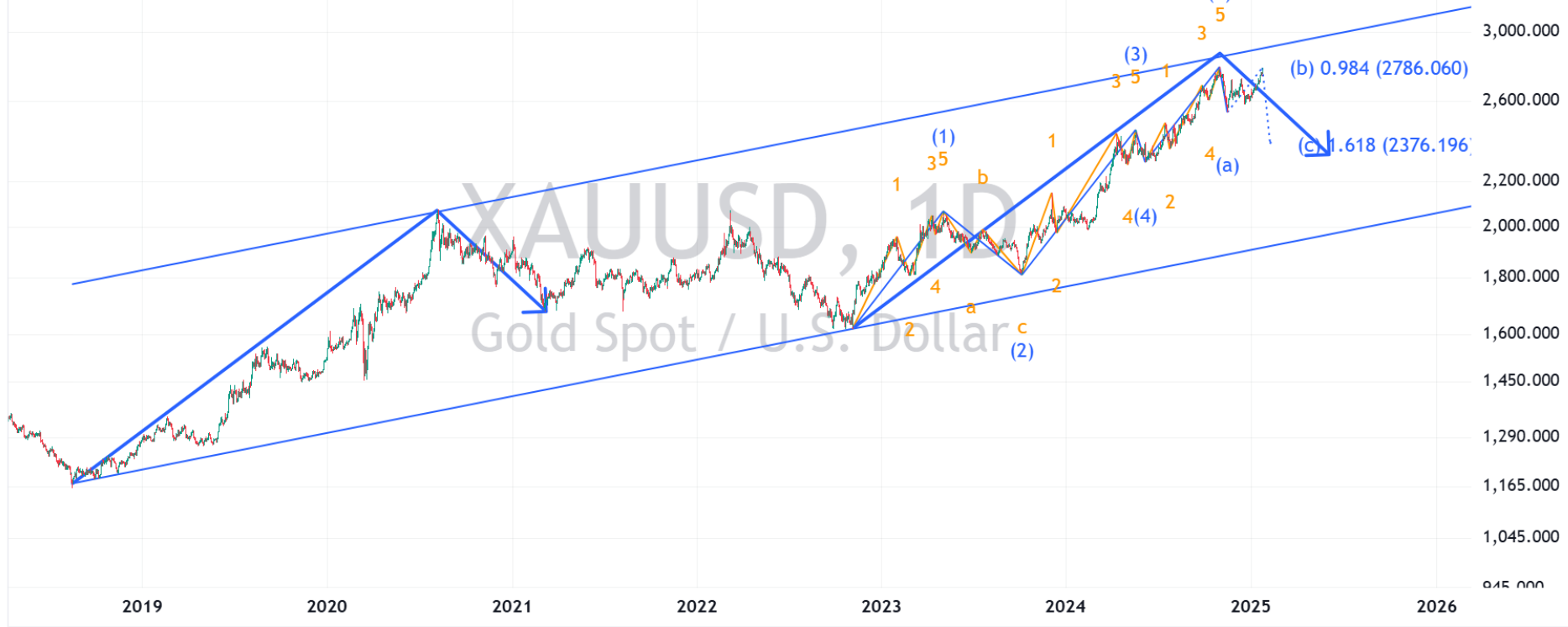


Spot Gold

Teerasak_Tanavarakul published on TradingView.com, Jan 25, 2025 18:31 UTC+7

Gold Spot / U.S. Dollar, 1D, OANDA O2,753.815 H2,786.060 L2,753.640 C2,770.885 +16.030 (+0.58%) Vol388.86K

USD

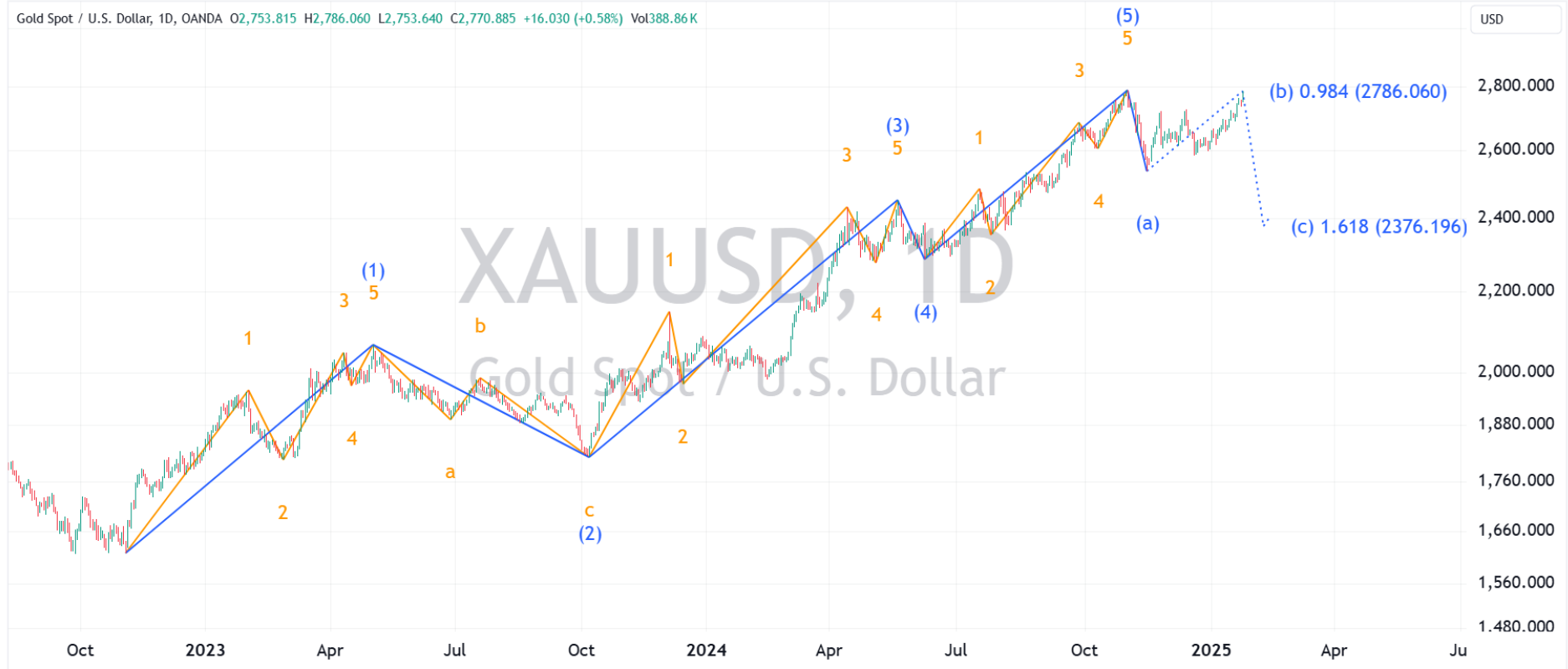


Spot Gold

Teerasak_Tanavarakul published on TradingView.com, Jan 25, 2025 18:32 UTC+7

Gold Spot / U.S. Dollar, 1D, OANDA O2,753.815 H2,786.060 L2,753.640 C2,770.885 +16.030 (+0.58%) Vol388.86K

USD



Spot Gold Target Over >> 4,500 USD

Teerasak_Tanavarakul published on TradingView.com, Jan 26, 2025 01:13 UTC+7

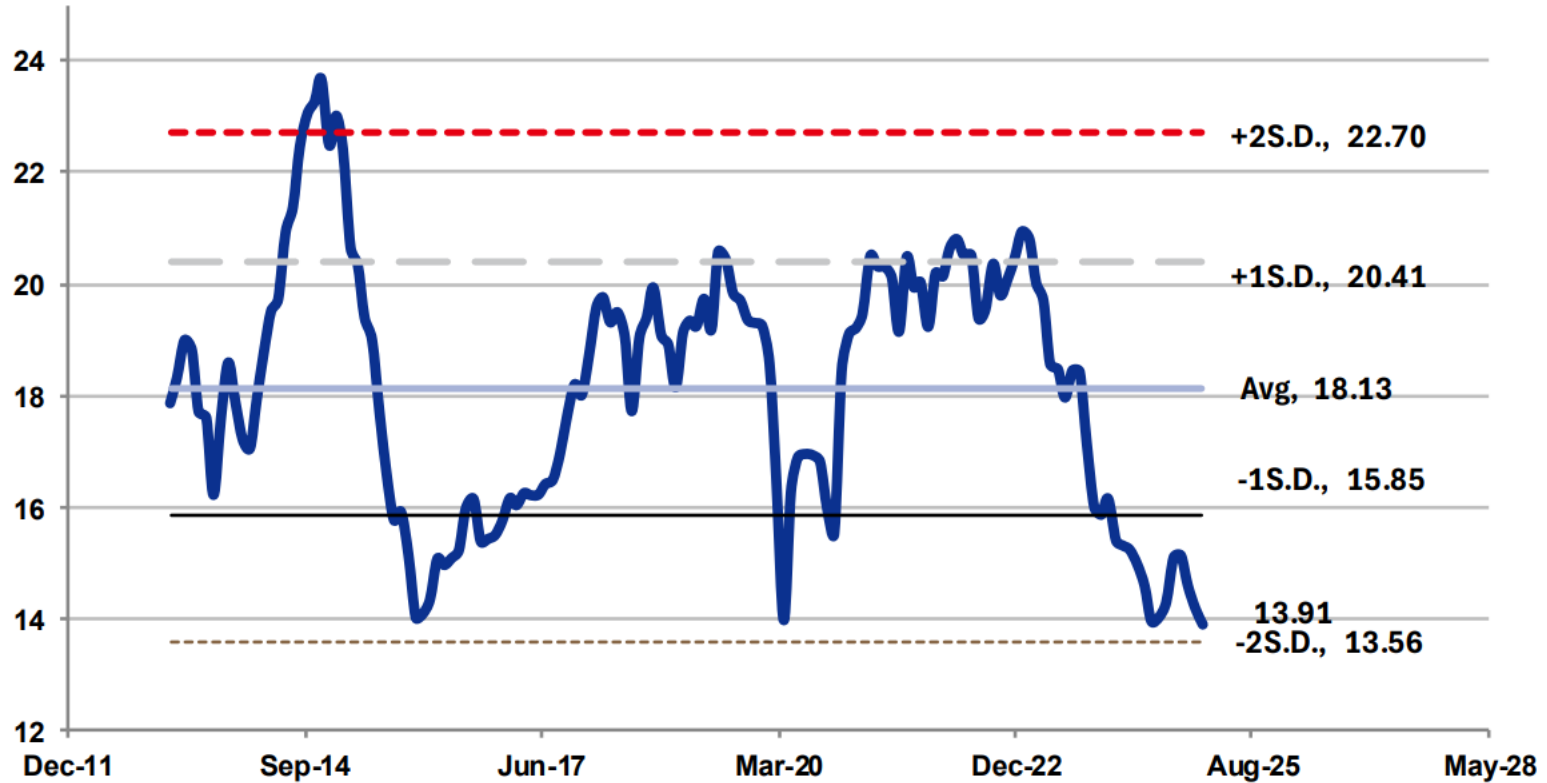
Gold Spot / U.S. Dollar, 1W, FX O2,701.63 H2,785.82 L2,689.10 C2,771.52 +69.34 (+2.57%) Vol2.68M

USD

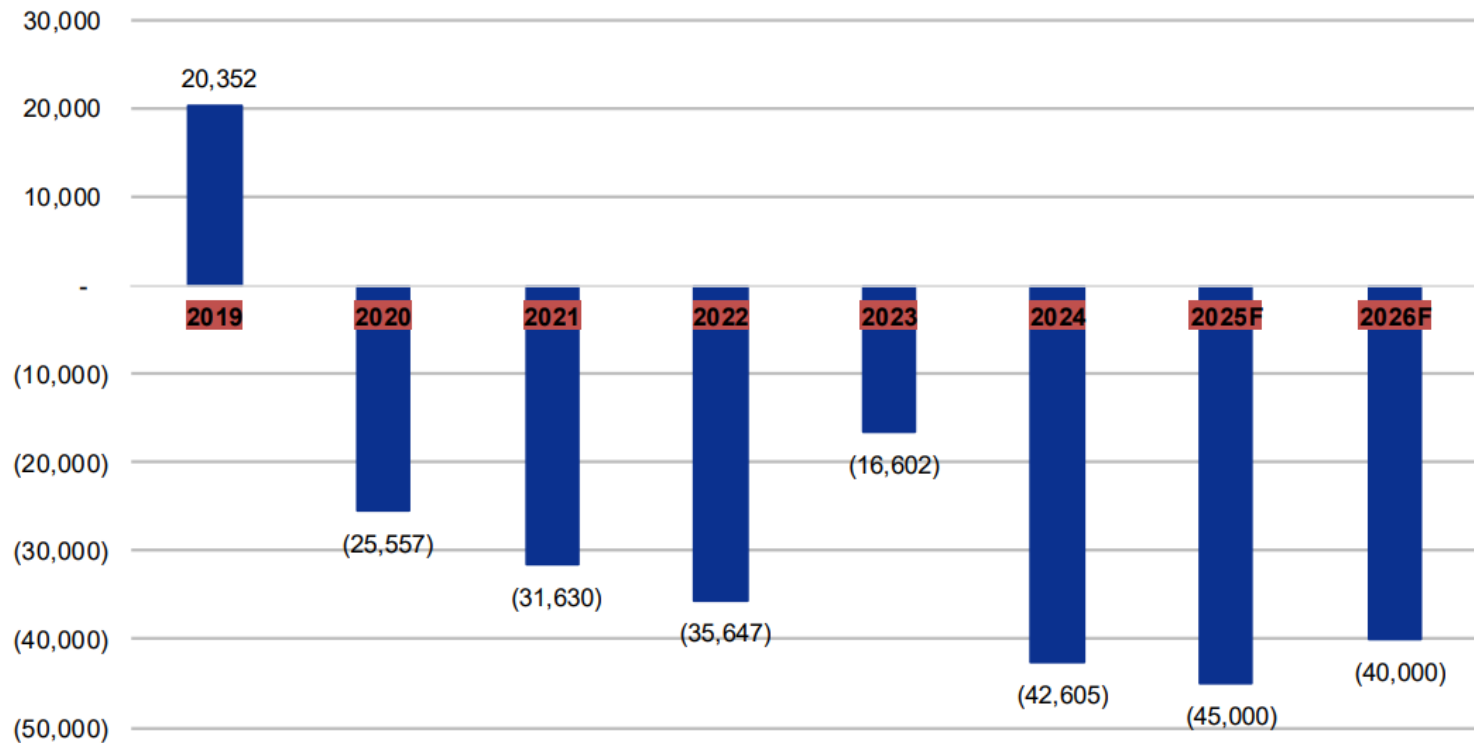


SET Index Forward P/E Band

P/E (x) - Fwd 1 Yr



Net Fund Flow of LTF (THB m.)

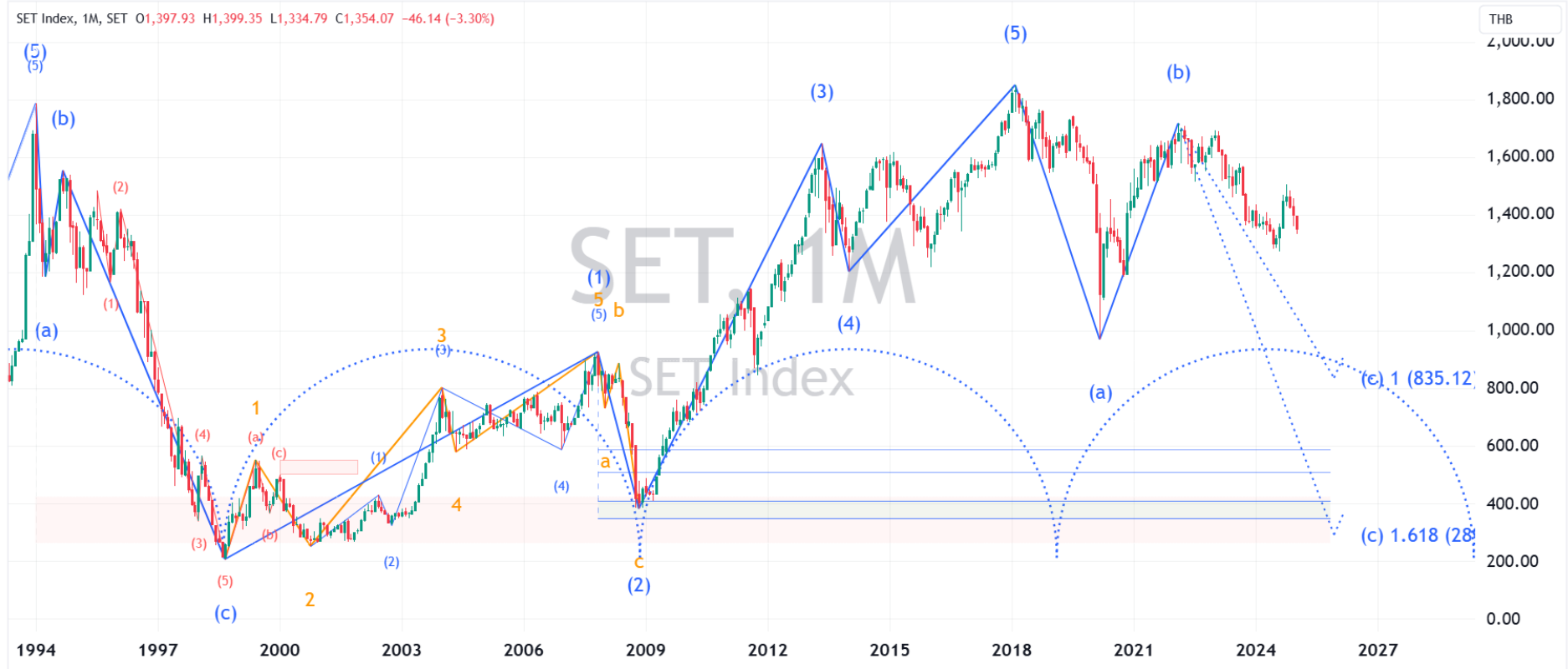


SOURCES: CGSI RESEARCH, ASSOCIATION OF INVESTMENT MANAGEMENT COMPANIES

SET Index

Teerasak_Tanavarakul published on TradingView.com, Jan 25, 2025 12:51 UTC+7

SET Index, 1M, SET O1,397.93 H1,399.35 L1,334.79 C1,354.07 -46.14 (-3.30%)



SET Index

Teerasak_Tanavarakul published on TradingView.com, Jan 25, 2025 12:40 UTC+7

SET Index, 1W, SET O1,344.53 H1,363.92 L1,338.29 C1,354.07 +13.44 (+1.00%)

THB

1,900.00

1,800.00

1,700.00

1,600.00

1,500.00

1,400.00

1,300.00

1,200.00

1,100.00

1,000.00

900.00

800.00

SET, 1W
SET Index

2012

2014

2016

2018

2020

2022

2024

20

SET Index

Teerasak_Tanavarakul published on TradingView.com, Jan 25, 2025 12:41 UTC+7

SET Index, 1W, SET O1,344.53 H1,363.92 L1,338.29 C1,354.07 +13.44 (+1.00%)

THB

1,900.00

1,800.00

1,700.00

1,600.00

1,500.00

1,400.00

1,300.00

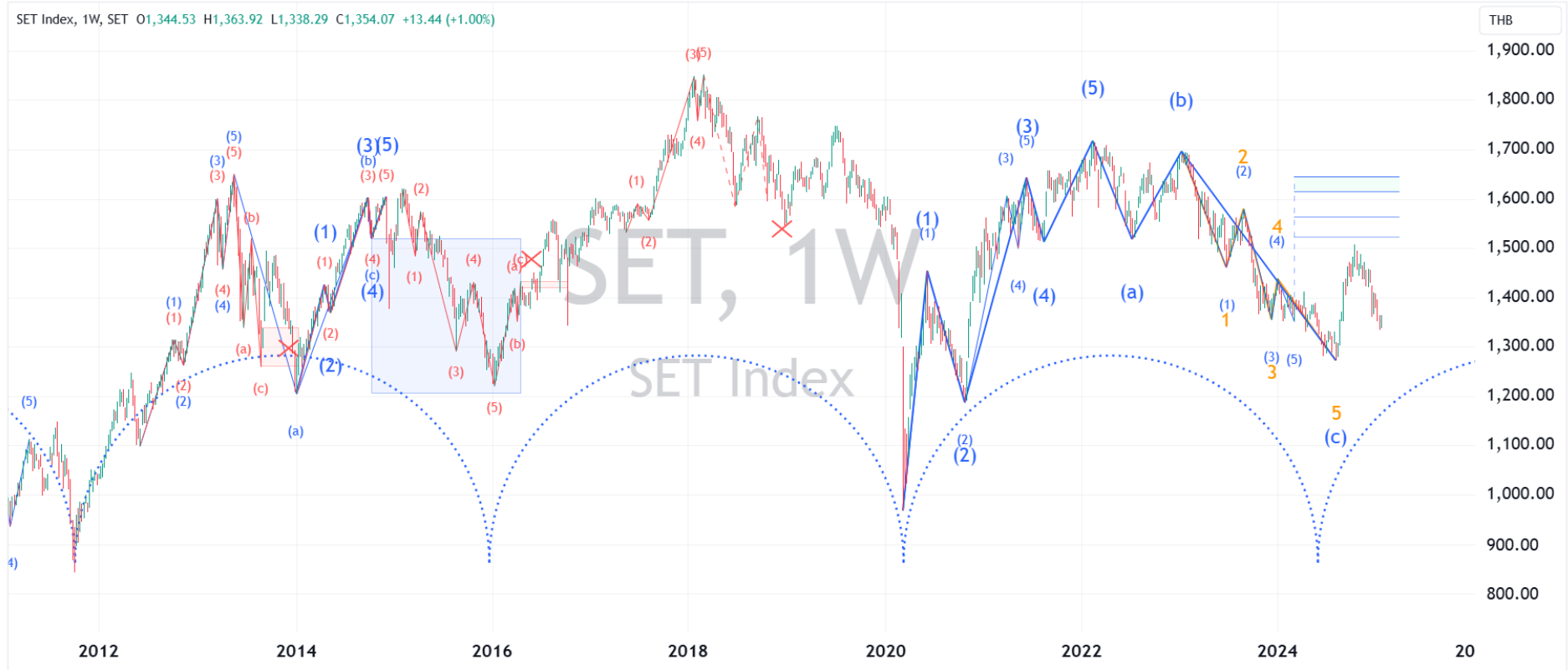
1,200.00

1,100.00

1,000.00

900.00

800.00

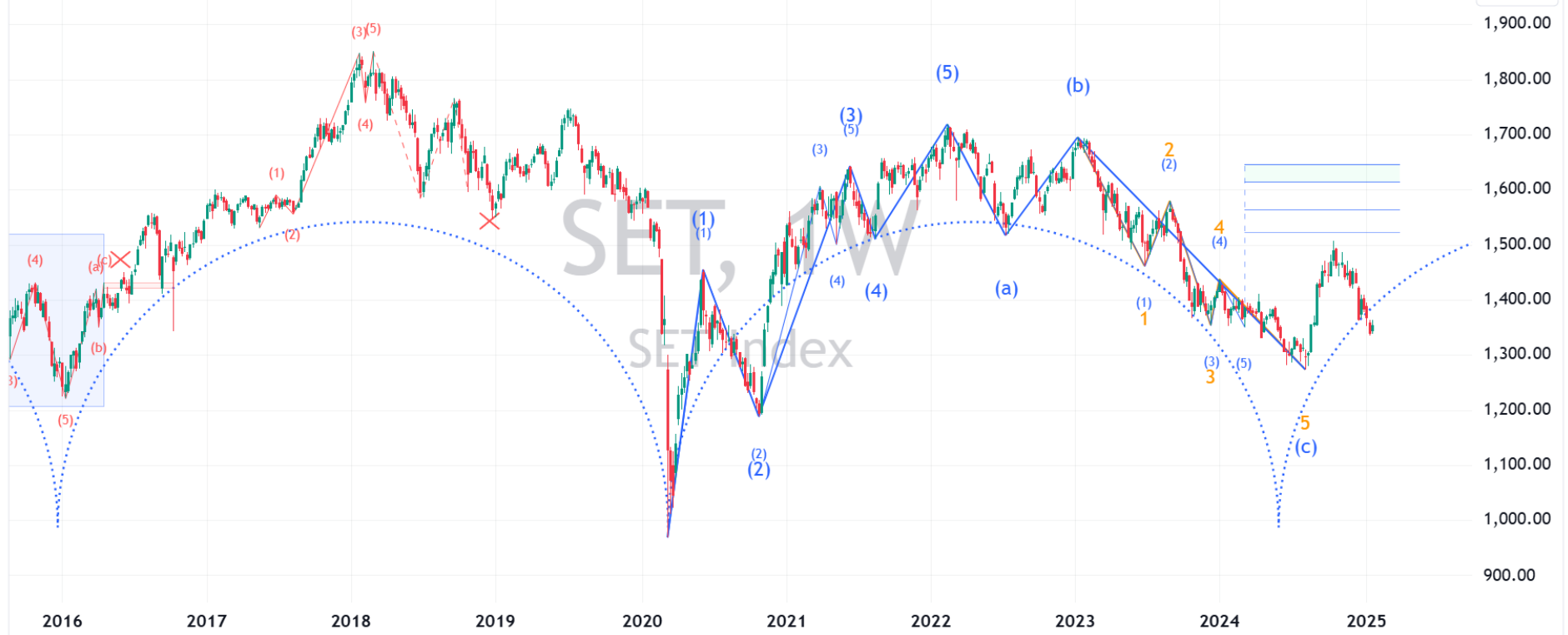


SET Index

Teerasak_Tanavarakul published on TradingView.com, Jan 25, 2025 12:44 UTC+7

SET Index, 1W, SET O1,344.53 H1,363.92 L1,338.29 C1,354.07 +13.44 (+1.00%)

THB



SET Index

Teerasak_Tanavarakul published on TradingView.com, Jan 25, 2025 12:53 UTC+7

SET Index, 1D, SET O1,350.03 H1,354.07 L1,344.62 C1,354.07 +9.90 (+0.74%)

THB
1,525.00

1,500.00

1,475.00

1,450.00

1,425.00

1,400.00

1,375.00

1,350.00

1,325.00

1,300.00

1,275.00

1,250.00

SET, 1D
SET Index



SET Index

Teerasak_Tanavarakul published on TradingView.com, Jan 25, 2025 13:01 UTC+7

SET Index, 1D, SET O1,350.03 H1,354.07 L1,344.62 C1,354.07 +9.90 (+0.74%)

THB



SET Index

Teerasak_Tanavarakul published on TradingView.com, Jan 25, 2025 13:03 UTC+7

SET Index, 1D, SET O1,350.03 H1,354.07 L1,344.62 C1,354.07 +9.90 (+0.74%)

THB

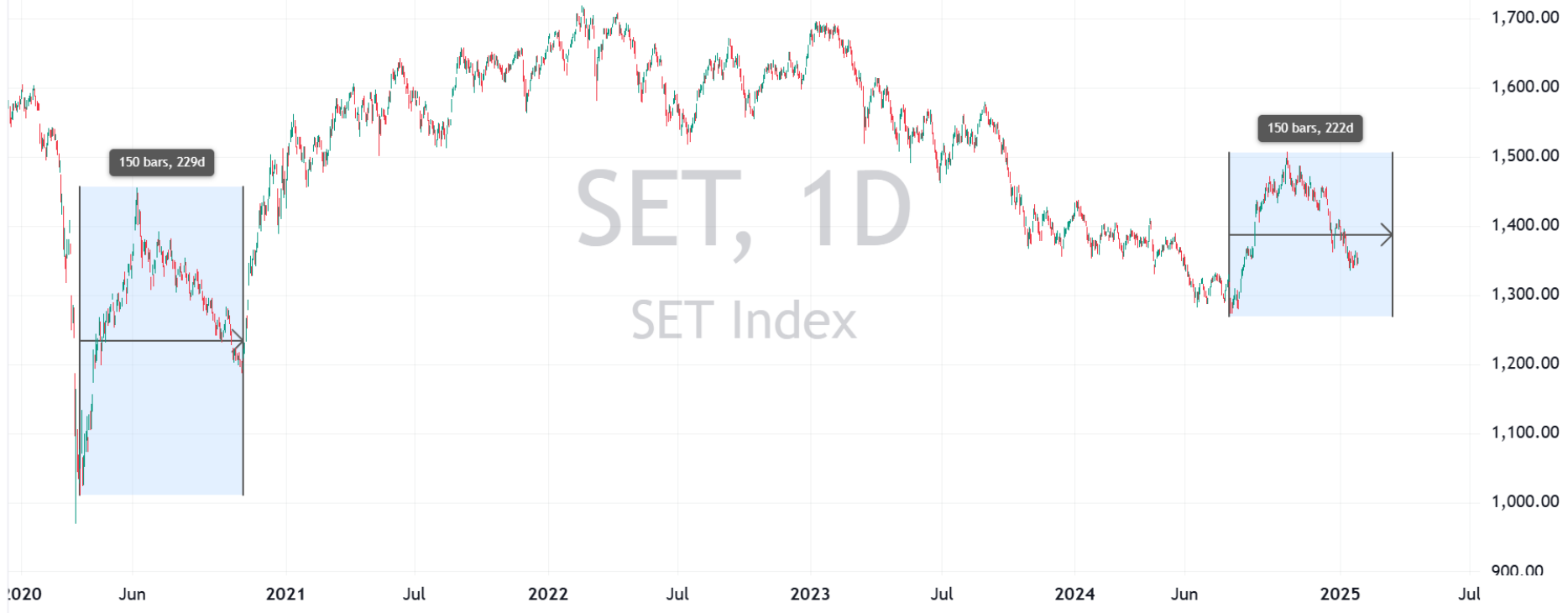


SET Index

Teerasak_Tanavarakul published on TradingView.com, Jan 25, 2025 13:34 UTC+7

SET Index, 1D, SET O1,350.03 H1,354.07 L1,344.62 C1,354.07 +9.90 (+0.74%)

THB



SET, 1D
SET Index

SET Index



SET50 Index Futures

Teerasak_Tanavarakul published on TradingView.com, Jan 25, 2025 13:52 UTC+7



SET50 Index Futures

Teerasak_Tanavarakul published on TradingView.com, Jan 25, 2025 14:03 UTC+7

SET 50 Index, 1D, SET O881.98 H884.46 L877.78 C884.29 +6.72 (+0.77%)

THB

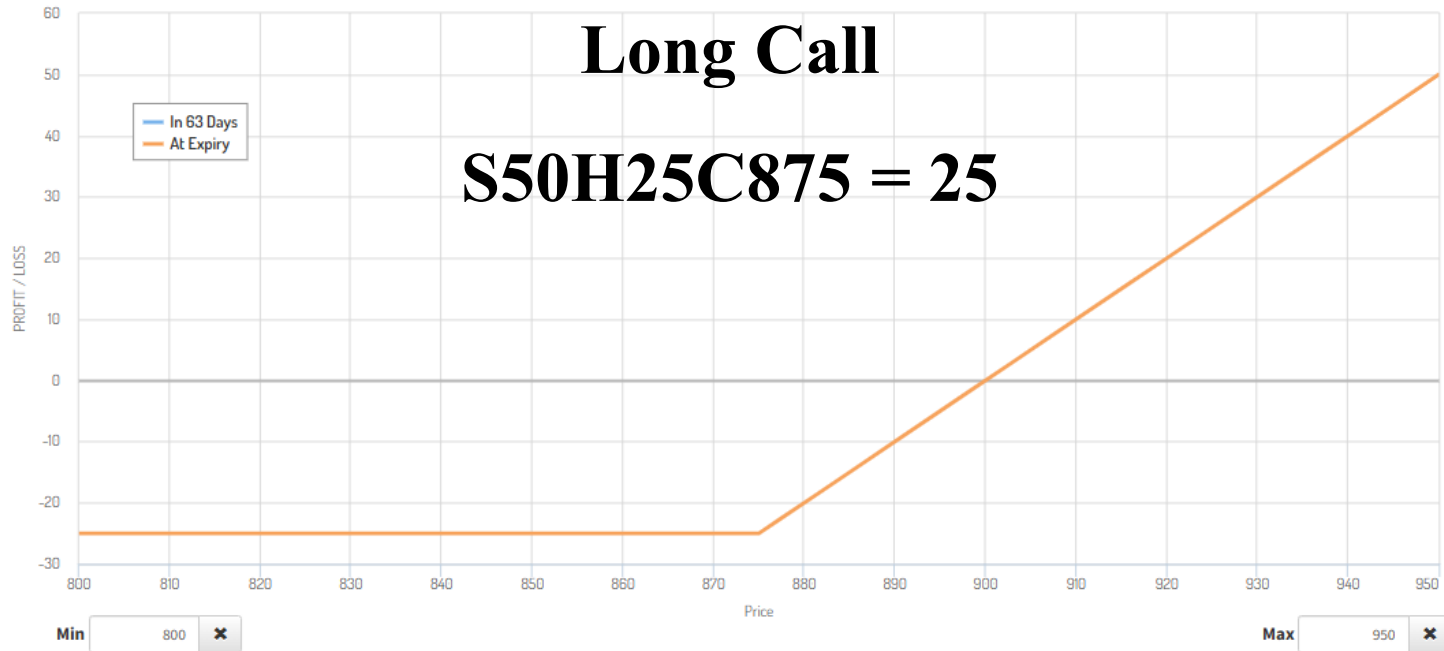


มีนาคม 2568

Call							Strike Price	Put						
ชื่อย่อสัญญา	สถานะคงค้าง (สัญญา)	ปริมาณ (สัญญา)	IV	เสนอซื้อ	เสนอขาย	ล่าสุด		ล่าสุด	เสนอซื้อ	เสนอขาย	IV	ปริมาณ (สัญญา)	สถานะคงค้าง (สัญญา)	ชื่อย่อสัญญา
☆ S50H25C775	-	-	-	103.9	108.3	-	775	0.9	0.9	1.0	17.6210	93	5,158	☆ S50H25P775
☆ S50H25C800	23	-	13.4062	80.2	84.6	-	800	2.1	2.1	2.4	16.8499	241	4,632	☆ S50H25P800
☆ S50H25C825	65	-	13.7974	59.5	61.8	-	825	4.8	4.7	4.9	16.3425	552	9,118	☆ S50H25P825
☆ S50H25C850	964	77	14.5903	40.6	41.8	41.3	850	9.8	9.7	10.0	15.7501	518	6,171	☆ S50H25P850
☆ S50H25C875	4,318	701	14.3126	24.7	25.4	25.0	875	18.4	18.4	18.8	15.2729	514	4,527	☆ S50H25P875
☆ S50H25C900	5,439	811	14.2603	13.6	13.8	13.6	900	31.9	31.7	31.9	15.2411	110	2,773	☆ S50H25P900
☆ S50H25C925	7,417	832	14.2691	6.3	6.7	6.6	925	51.6	49.4	51.0	17.0193	6	921	☆ S50H25P925
☆ S50H25C950	9,817	373	14.2258	2.7	2.9	2.8	950	74.0	70.6	72.4	19.3854	4	102	☆ S50H25P950
☆ S50H25C975	6,296	100	14.3403	1.0	1.2	1.1	975	95.2	93.7	95.6	18.8824	3	25	☆ S50H25P975
☆ S50H25C1000	6,708	39	13.8983	0.3	0.4	0.3	1,000	-	117.6	120.3	16.0832	-	9	☆ S50H25P1000
☆ S50H25C1025	4,565	4	15.3728	0.1	0.2	0.2	1,025	-	-	-	17.2284	-	1	☆ S50H25P1025
☆ S50H25C1050	2,898	2	17.5014	0.1	0.2	0.2	1,050	-	-	-	19.5257	-	-	☆ S50H25P1050

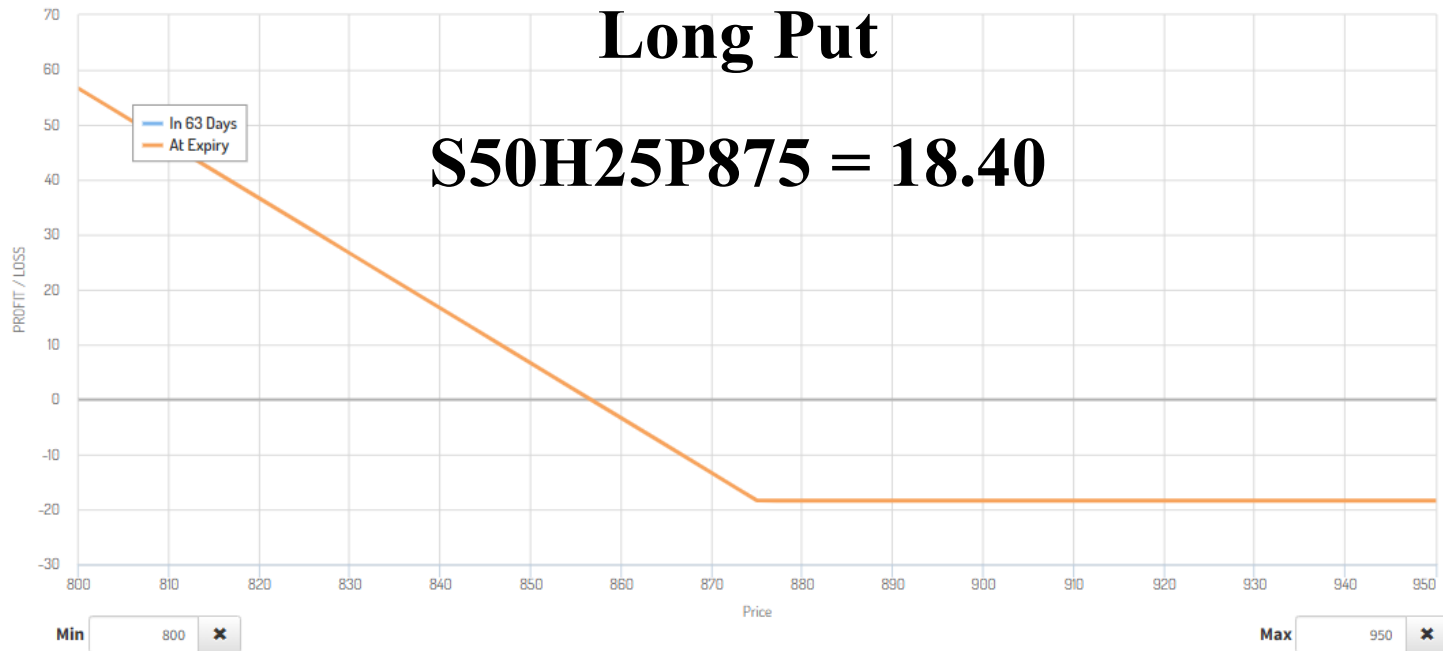
Option Strategy

Buy / Sell	Quantity	Call / Put / Stock	Strike	Days to Expiry	Volatility, %	Premium	Debit / Credit	
Buy <input type="button" value="v"/>	<input type="text" value="1"/>	Call <input type="button" value="v"/>	<input type="text" value="875"/>	<input type="text" value="63"/>	<input type="text" value="11.5142"/>	<input type="text" value="25"/>	-25	✘
Total							-25	



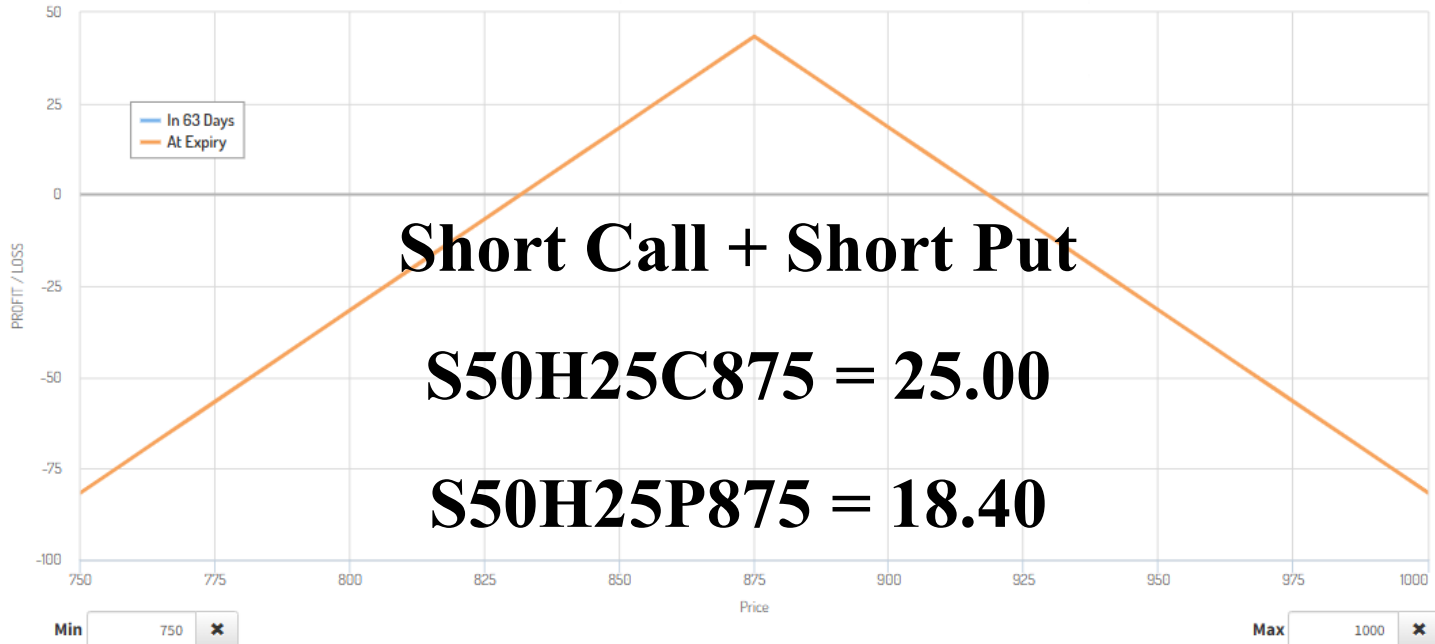
Option Strategy

Buy / Sell	Quantity	Call / Put / Stock	Strike	Days to Expiry	Volatility, %	Premium	Debit / Credit	
Buy <input type="button" value="v"/>	<input type="text" value="1"/>	Put <input type="button" value="v"/>	<input type="text" value="875"/>	<input type="text" value="63"/>	<input type="text" value="17.1827"/>	<input type="text" value="18.4"/>	-18.4	✘
Total							-18.4	



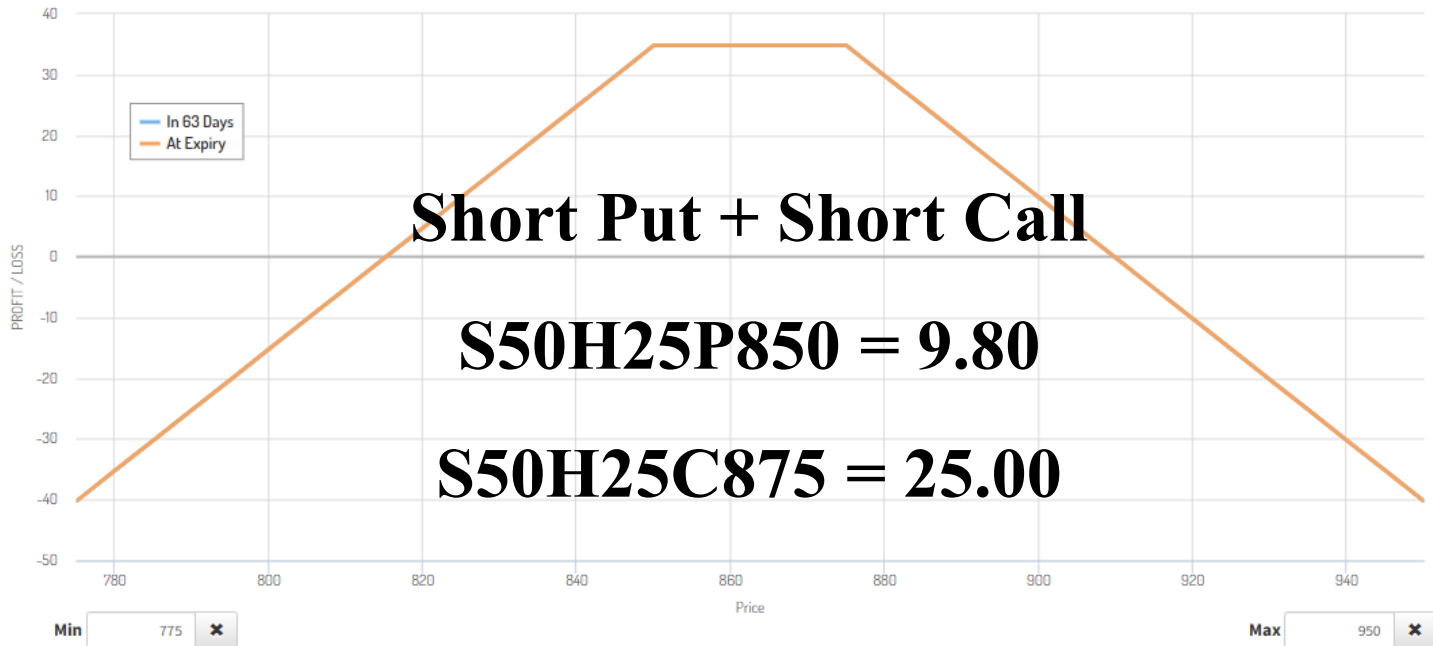
Option Strategy

Buy / Sell	Quantity	Call / Put / Stock	Strike	Days to Expiry	Volatility, %	Premium	Debit / Credit	
Sell <input type="button" value="v"/>	<input type="text" value="1"/>	Call <input type="button" value="v"/>	<input type="text" value="875"/>	<input type="text" value="63"/>	<input type="text" value="11.5142"/>	<input type="text" value="25"/>	25	✘
Sell <input type="button" value="v"/>	<input type="text" value="1"/>	Put <input type="button" value="v"/>	<input type="text" value="875"/>	<input type="text" value="63"/>	<input type="text" value="17.1827"/>	<input type="text" value="18.4"/>	18.4	✘
Total							43.4	



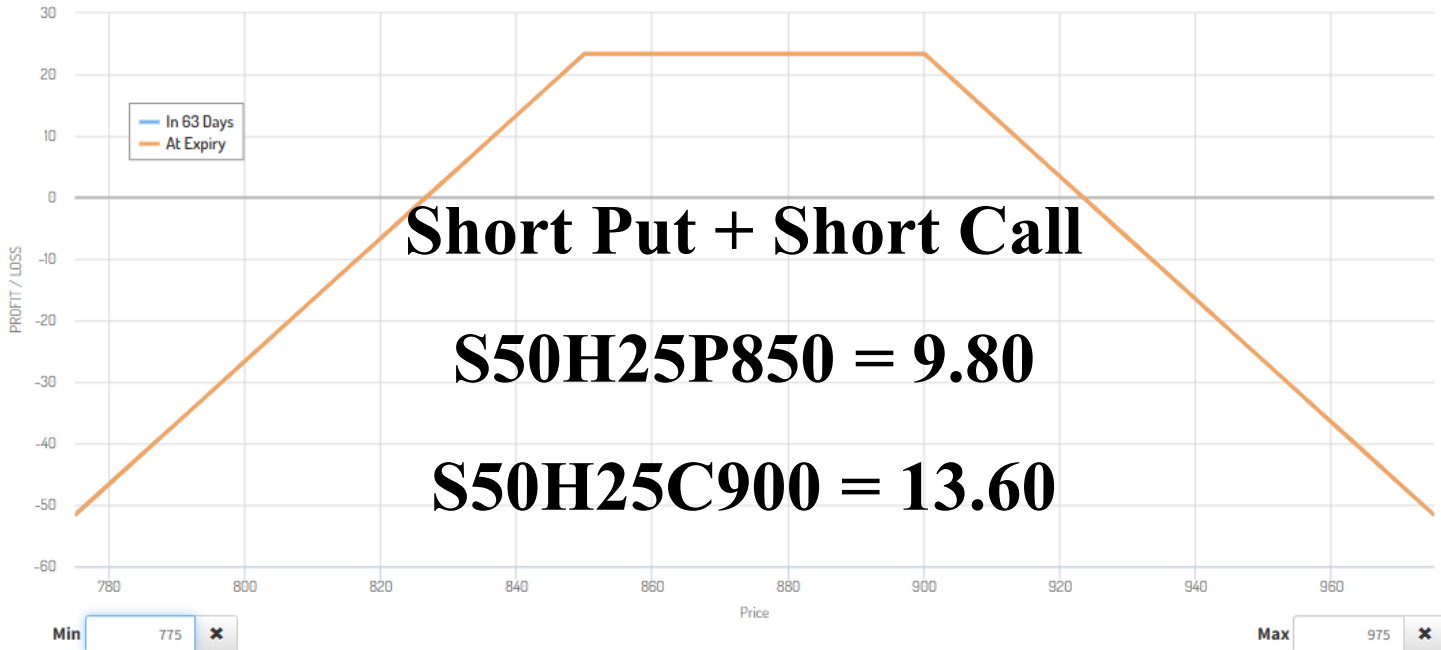
Option Strategy

Buy / Sell	Quantity	Call / Put / Stock	Strike	Days to Expiry	Volatility, %	Premium	Debit / Credit	
Sell <input type="button" value="v"/>	<input type="text" value="1"/>	Put <input type="button" value="v"/>	<input type="text" value="850"/>	<input type="text" value="63"/>	<input type="text" value="17.1933"/>	<input type="text" value="9.8"/>	9.8	✗
Sell <input type="button" value="v"/>	<input type="text" value="1"/>	Call <input type="button" value="v"/>	<input type="text" value="875"/>	<input type="text" value="63"/>	<input type="text" value="11.5142"/>	<input type="text" value="25"/>	25	✗
Total							34.8	



Option Strategy

Buy / Sell	Quantity	Call / Put / Stock	Strike	Days to Expiry	Volatility, %	Premium	Debit / Credit	
Sell <input type="button" value="v"/>	<input type="text" value="1"/>	Put <input type="button" value="v"/>	<input type="text" value="850"/>	<input type="text" value="63"/>	<input type="text" value="17.1933"/>	<input type="text" value="9.8"/>	9.8	✘
Sell <input type="button" value="v"/>	<input type="text" value="1"/>	Call <input type="button" value="v"/>	<input type="text" value="900"/>	<input type="text" value="63"/>	<input type="text" value="12.4132"/>	<input type="text" value="13.6"/>	13.6	✘
Total							23.4	



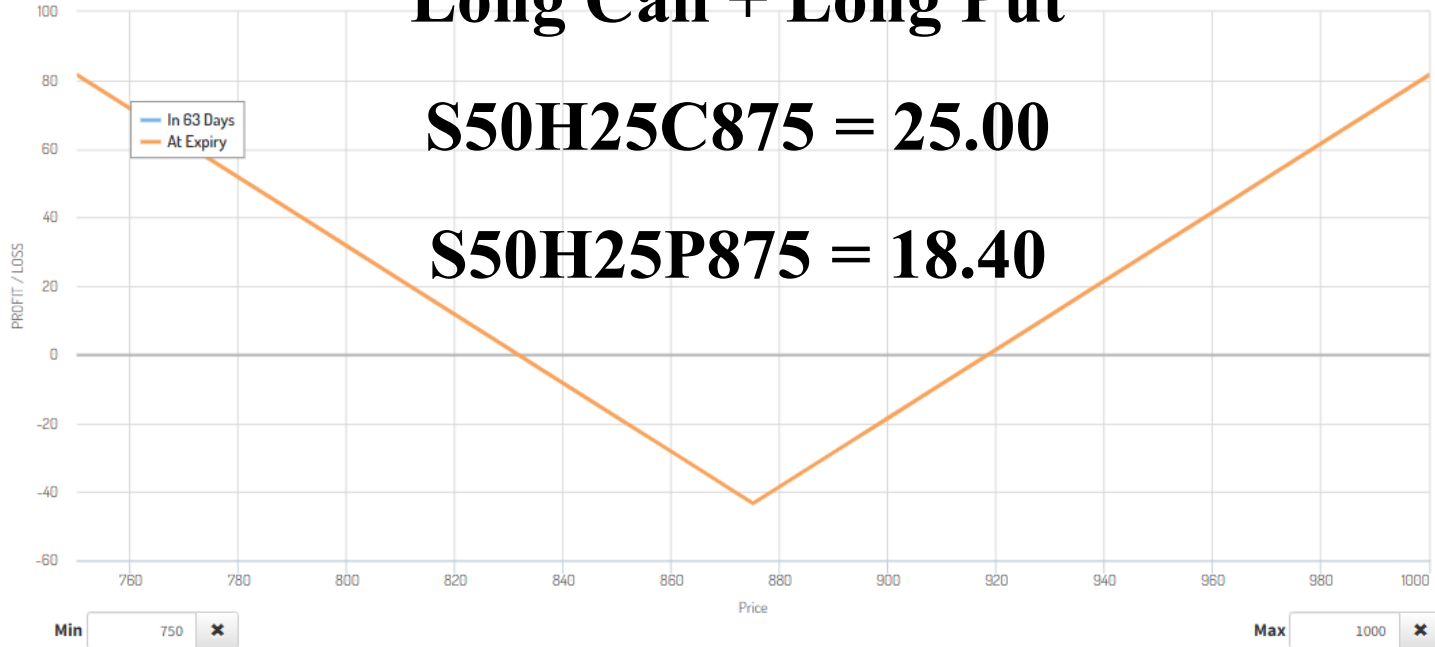
Option Strategy

Buy / Sell	Quantity	Call / Put / Stock	Strike	Days to Expiry	Volatility, %	Premium	Debit / Credit	
Buy <input type="button" value="v"/>	<input type="text" value="1"/>	Call <input type="button" value="v"/>	<input type="text" value="875"/>	<input type="text" value="63"/>	<input type="text" value="11.5142"/>	<input type="text" value="25"/>	-25	✘
Buy <input type="button" value="v"/>	<input type="text" value="1"/>	Put <input type="button" value="v"/>	<input type="text" value="875"/>	<input type="text" value="63"/>	<input type="text" value="17.1827"/>	<input type="text" value="18.4"/>	-18.4	✘
Total							-43.4	

Long Call + Long Put

S50H25C875 = 25.00

S50H25P875 = 18.40



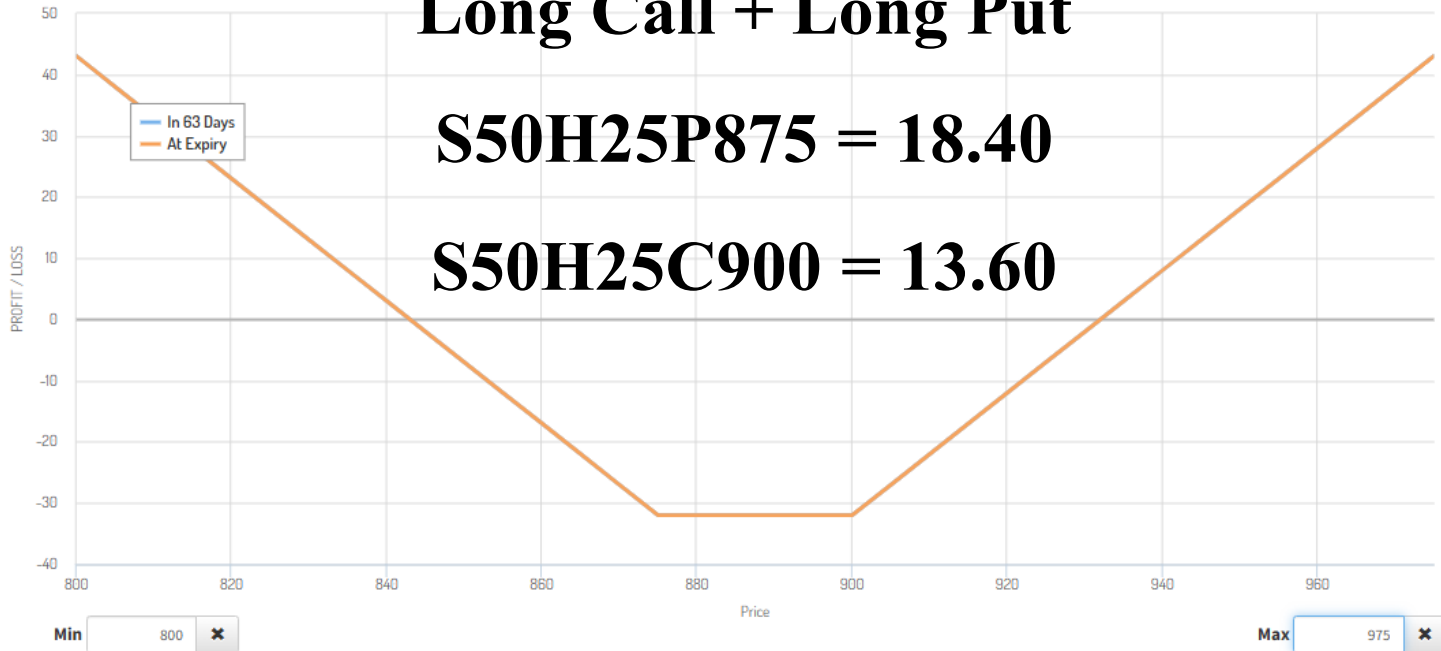
Option Strategy

Buy / Sell	Quantity	Call / Put / Stock	Strike	Days to Expiry	Volatility, %	Premium	Debit / Credit	
Buy <input type="button" value="v"/>	<input type="text" value="1"/>	Put <input type="button" value="v"/>	<input type="text" value="875"/>	<input type="text" value="63"/>	<input type="text" value="17.1827"/>	<input type="text" value="18.4"/>	-18.4	✘
Buy <input type="button" value="v"/>	<input type="text" value="1"/>	Call <input type="button" value="v"/>	<input type="text" value="900"/>	<input type="text" value="63"/>	<input type="text" value="12.4132"/>	<input type="text" value="13.6"/>	-13.6	✘
Total							-32	

Long Call + Long Put

$S50H25P875 = 18.40$

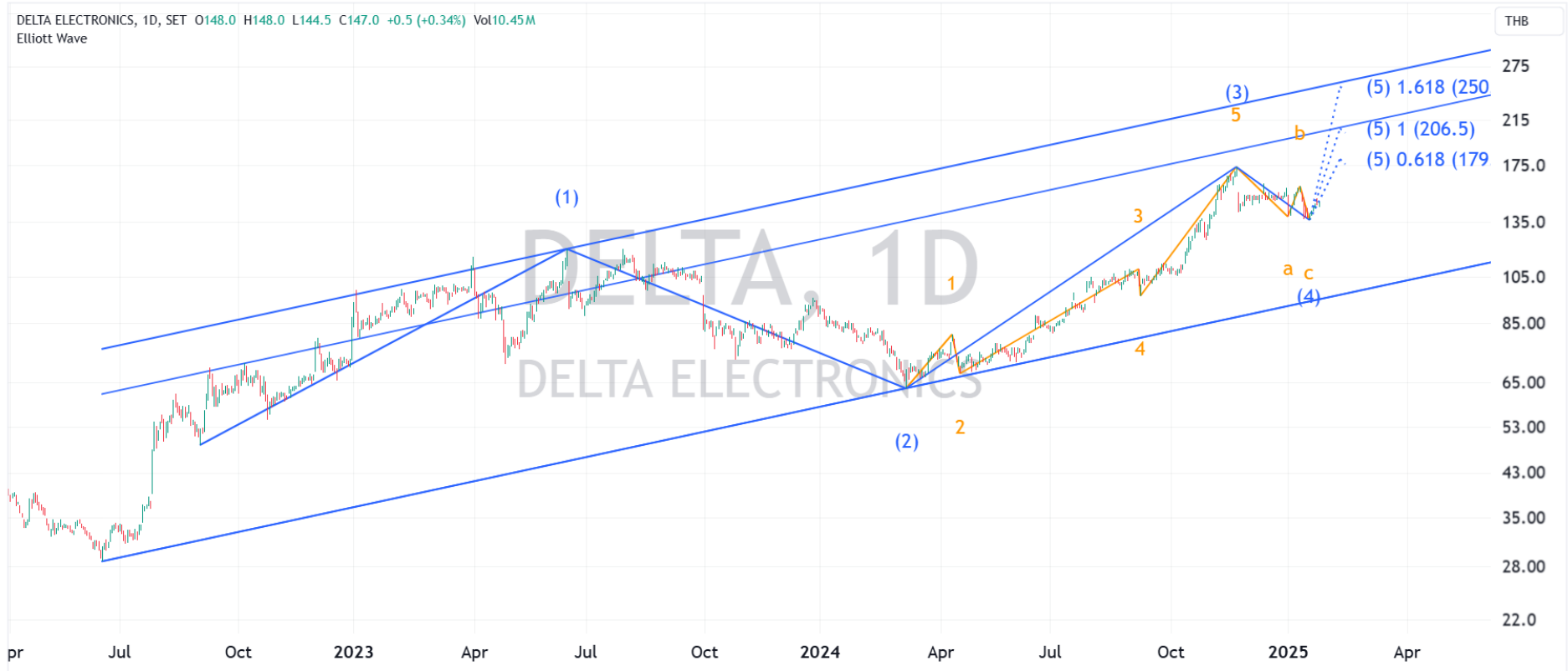
$S50H25C900 = 13.60$



Single Stock Futures

Teerasak_Tanavarakul published on TradingView.com, Jan 26, 2025 02:50 UTC+7

DELTA ELECTRONICS, 1D, SET O148.0 H148.0 L144.5 C147.0 +0.5 (+0.34%) Vol10.45M
Elliott Wave



Single Stock Futures

Teerasak_Tanavarakul published on TradingView.com, Jan 26, 2025 02:05 UTC+7

KRUNG THAI BANK PUBLIC CO LTD, 1D, SET O22.8 H23.0 L22.6 C22.6 -0.1 (-0.44%) Vol41.03M



Single Stock Futures

Teerasak_Tanavarakul published on TradingView.com, Jan 26, 2025 02:09 UTC+7

SCB X PCL, 1D, SET O123.5 H124.5 L122.5 C123.0 +0.5 (+0.41%) Vol6.17M

THB

200.0

180.0

160.0

140.0

120.0

80.0

60.0

SCB, 1D

SCB X PCL

2015

2016

2017

2018

2019

2020

2021

2022

2023

2024

2025

Single Stock Futures

Teerasak_Tanavarakul published on TradingView.com, Jan 26, 2025 02:10 UTC+7

TMBTHANACHART BANK PCL, 1D, SET O1.88 H1.90 L1.86 C1.87 0.00 (0.00%) Vol178.71M



Single Stock Futures

Teerasak_Tanavarakul published on TradingView.com, Jan 26, 2025 02:37 UTC+7

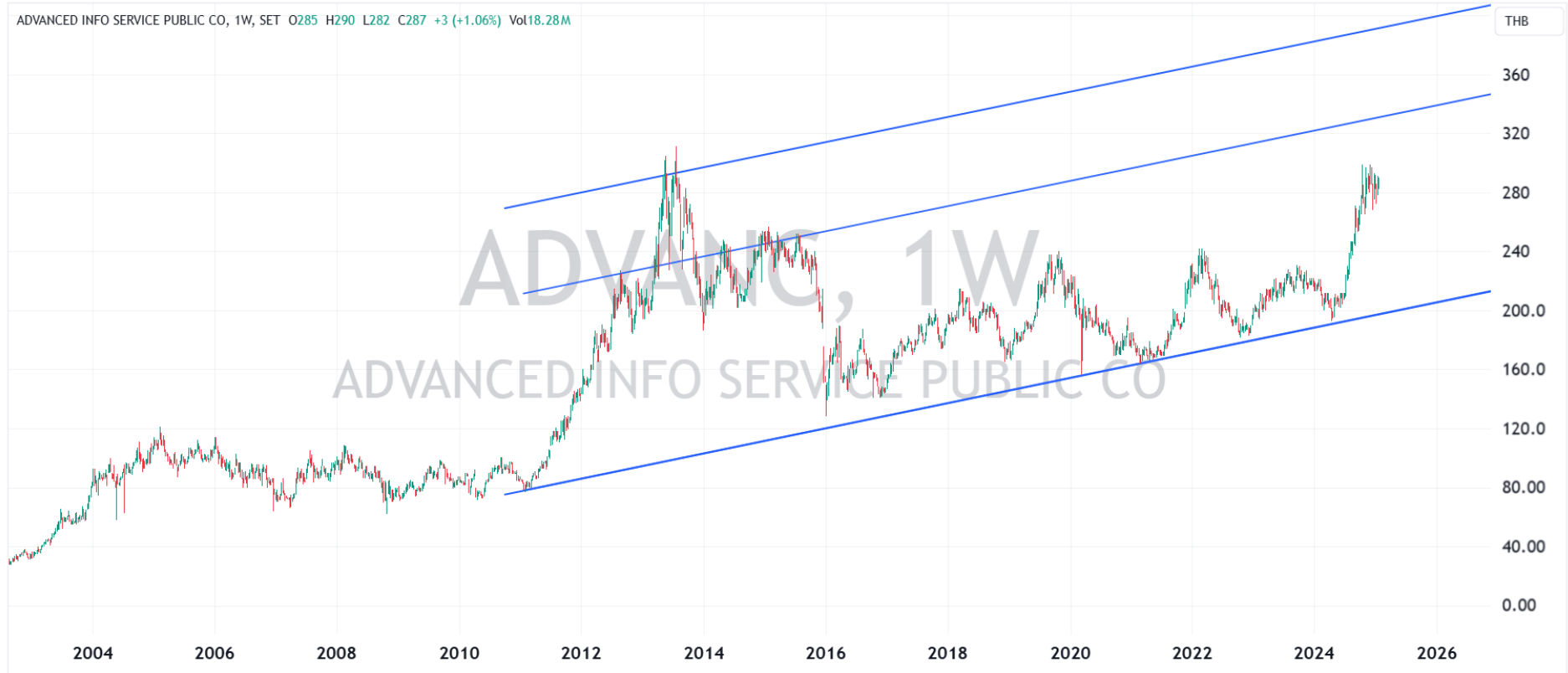
MUANGTHAI CAPITAL PCL, 1D, SET O44.25 H44.25 L43.50 C43.50 -0.25 (-0.57%) Vol2.04M



Single Stock Futures

Teerasak_Tanavarakul published on TradingView.com, Jan 26, 2025 02:16 UTC+7

ADVANCED INFO SERVICE PUBLIC CO, 1W, SET O285 H290 L282 C287 +3 (+1.06%) Vol18.28M



Single Stock Futures

Teerasak_Tanavarakul published on TradingView.com, Jan 26, 2025 02:31 UTC+7

CP ALL PUBLIC COMPANY LIMITED, 1D, SET O55.50 H55.50 L54.75 C55.50 +0.25 (+0.45%) Vol17.61M



Single Stock Futures

Teerasak_Tanavarakul published on TradingView.com, Jan 26, 2025 02:32 UTC+7

CP AXTRA PUBLIC COMPANY LIMITED, 1D, SET O28.00 H28.25 L27.50 C28.25 +0.25 (+0.89%) Vol6.95M

THB

37.00

36.00

35.00

34.00

33.00

32.00

31.00

30.00

29.00

28.00

27.00

26.00

25.00



Single Stock Futures

Teerasak_Tanavarakul published on TradingView.com, Jan 26, 2025 02:18 UTC+7



Single Stock Futures

Teerasak_Tanavarakul published on TradingView.com, Jan 26, 2025 02:26 UTC+7

KCE ELECTRONICS, 1D, SET O22.9 H23.2 L22.8 C23.1 +0.4 (+1.76%) Vol6.32M



Single Stock Futures

Teerasak_Tanavarakul published on TradingView.com, Jan 26, 2025 02:39 UTC+7

BANGKOK COMMERCIAL ASSET MGT PCL, 1D, SET O5.70 H5.80 L5.60 C5.75 +0.10 (+1.77%) Vol11.64M

THB
13.0

12.0

11.0

10.00

9.00

8.00

7.00

6.00

5.00

BAM, 1D

BANGKOK COMMERCIAL ASSET MGT PCL



Sep

Nov

2024

Mar

May

Jul

Sep

Nov

2025

Mar

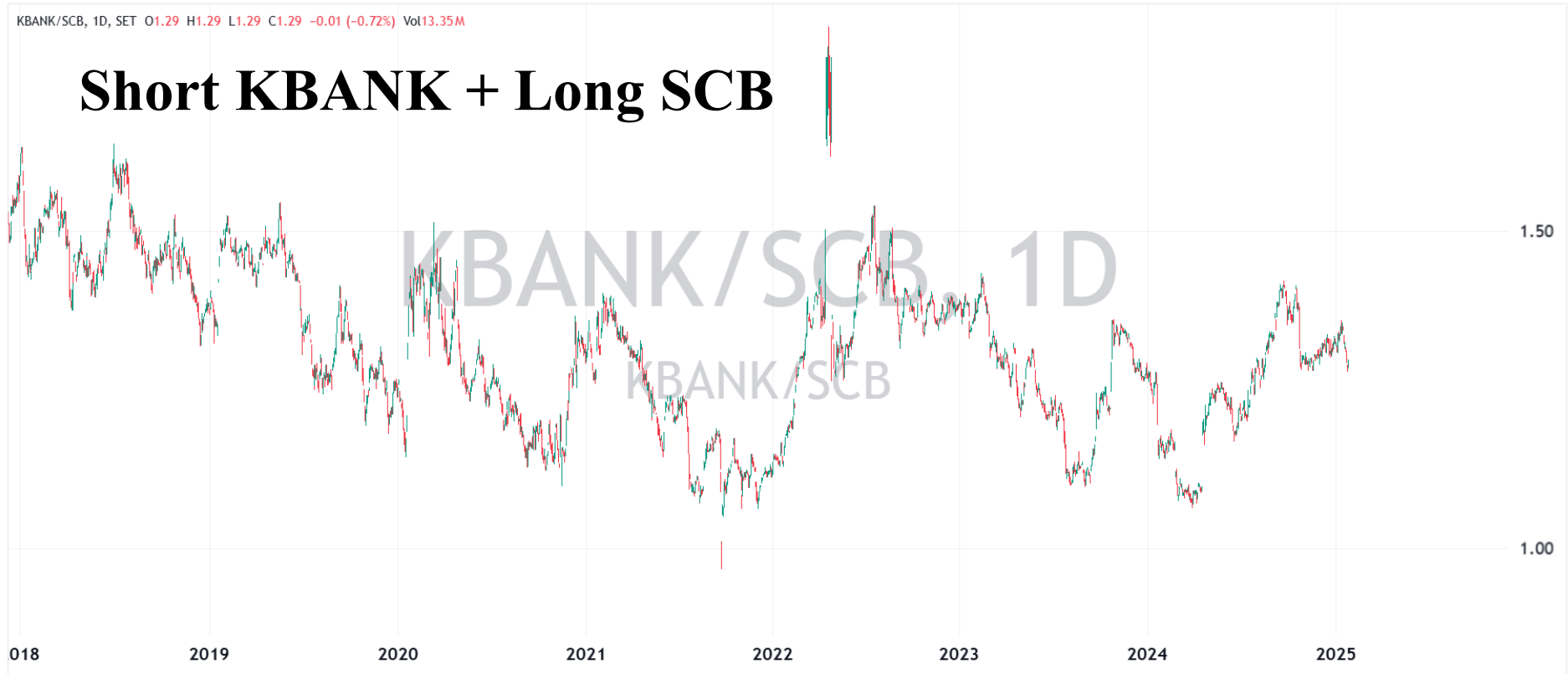
Pair Trading (SSF)

Teerasak_Tanavarakul published on TradingView.com, Jan 26, 2025 02:12 UTC+7

KBANK/SCB, 1D, SET O1.29 H1.29 L1.29 C1.29 -0.01 (-0.72%) Vol13.35M

Short KBANK + Long SCB

KBANK/SCB, 1D
KBANK/SCB





BLOCK TRADE ELECTRONIC TRADING SYSTEM

BY  **CGS**
International

[Open Block Trade System](#)



No Gaps

Vol = 223

Value / Op Int = 13159

Mar 3/11 3/18 3/25 4/1 Apr 4/9 4/22 5/2 May 5/13 5/20 5/27 6/4 Jun 6/10 6/17 6/24 7/1 Jul 7/8 7/15 7/23 8/1 Aug 8/13 8/19 8/26 9/2 Sep 9/9 Day



